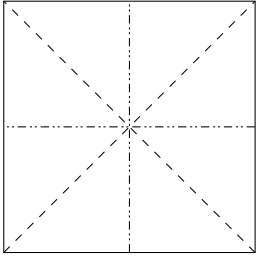
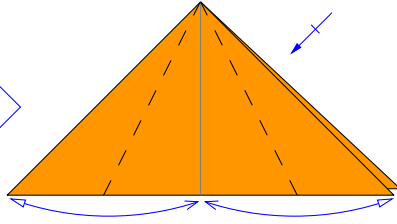


# Rocket

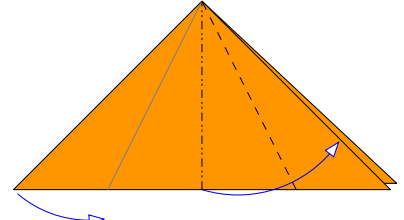
Marc Vigo  
September 2004



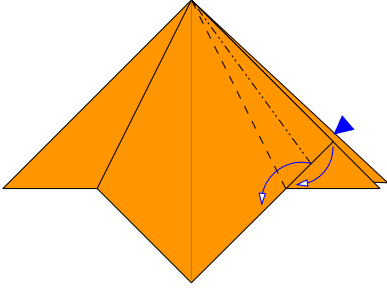
**1** Waterbomb base.



**2** Fold and unfold. Repeat behind.

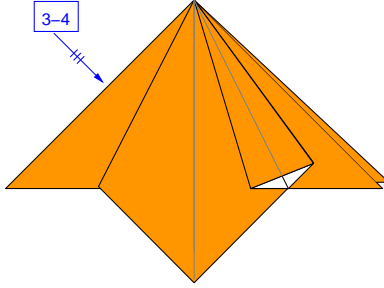


**3** Swivel fold.

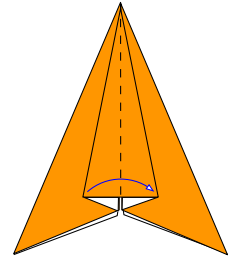


**4** Squash fold.

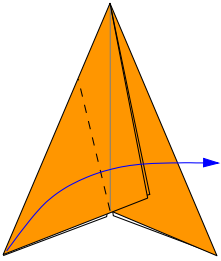
3-4



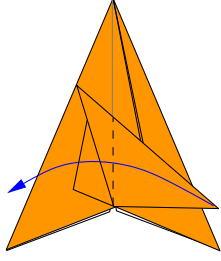
**5** Repeat steps 3-4 on the other 3 sides.



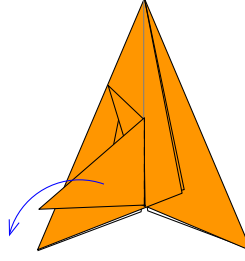
**6** Turn one layer to the right.



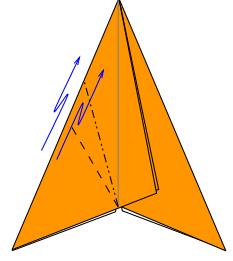
**7** Raise point so that bottom edge lies horizontal.



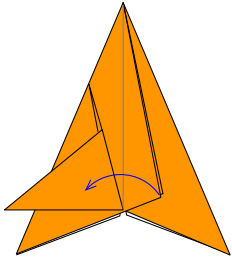
**8**



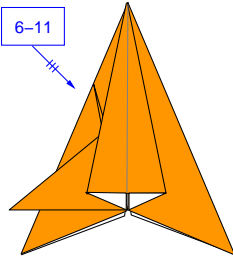
**9** Unfold to step 7.



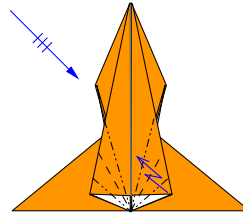
**10** Crimp fold.



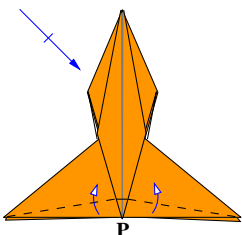
**11** Turn one layer to the left.



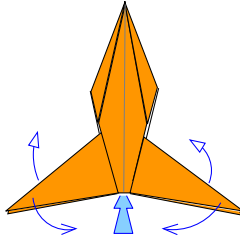
**12** Repeat 6-11 on the left and on the back.



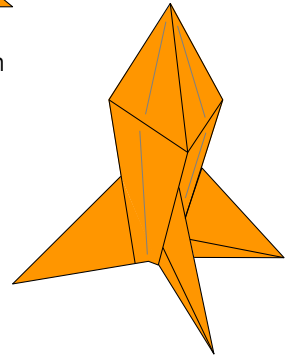
**13** Hide small points with zig-zag. Repeat everywhere.



**14** Lock the flaps mountain folding two layers together (or better, reverse fold near P). Repeat behind.



**15** Separate the flaps and blow up to inflate the rocket.



**16** Finished rocket