

# CAIM: Cerca i Anàlisi d'Informació Massiva

FIB, Grau en Enginyeria Informàtica

Slides by Marta Arias, José Luis Balcázar,  
Ramon Ferrer-i-Cancho, Ricard Gavaldá  
Department of Computer Science, UPC

Fall 2018

<http://www.cs.upc.edu/~caim>

## 6. Architecture of large-scale systems. Mapreduce. Big Data

# Architecture of Web Search & Towards Big Data

## Outline:

1. Scaling the architecture: Google cluster, BigFile, Mapreduce/Hadoop
2. Big Data and NoSQL databases
3. The Apache ecosystem for Big Data

## Google 1998. Some figures

- ▶ 24 million pages
- ▶ 259 million anchors
- ▶ 147 Gb of text
- ▶ 256 Mb main memory per machine
- ▶ 14 million terms in lexicon
- ▶ 3 crawlers, 300 connection per crawler
- ▶ 100 webpages crawled / second, 600 Kb/second
- ▶ 41 Gb inverted index
- ▶ 55 Gb info to answer queries; 7Gb if doc index compressed
- ▶ Anticipate hitting O.S. limits at about 100 million pages

# Google today?

- ▶ Current figures =  $\times 1,000$  to  $\times 10,000$
- ▶ 100s petabytes transferred per day?
- ▶ 100s exabytes of storage?
- ▶ Several 10s of copies of the accessible web
- ▶ many million machines

# Google in 2003

- ▶ More applications, not just web search
- ▶ Many machines, many data centers, many programmers
- ▶ Huge & complex data
- ▶ Need for abstraction layers

Three influential proposals:

- ▶ Hardware abstraction: [The Google Cluster](#)
- ▶ Data abstraction: [The Google File System](#)  
[BigFile](#) (2003), [BigTable](#) (2006)
- ▶ Programming model: [MapReduce](#)

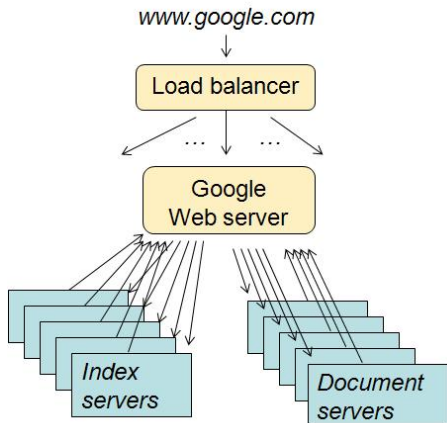
# Google cluster, 2003: Design criteria

## Use more cheap machines, not expensive servers

- ▶ High task parallelism; Little instruction parallelism  
(e.g., process posting lists, summarize docs)
- ▶ Peak processor performance less important than price/performance  
price is superlinear in performance!
- ▶ Commodity-class PCs. Cheap, easy to make redundant
- ▶ Redundancy for high throughput
- ▶ Reliability for free given redundancy. Managed by soft
- ▶ Short-lived anyway (< 3 years)

L.A. Barroso, J. Dean, U. Hölzle: "Web Search for a Planet: The Google Cluster Architecture", 2003

# Google cluster for web search



- ▶ Load balancer chooses freest / closest GWS
- ▶ GWS asks several index servers
- ▶ They compute hit lists for query terms, intersect them, and rank them
- ▶ Answer (docid list) returned to GWS
- ▶ GWS then asks several document servers
- ▶ They compute query-specific summary, url, etc.
- ▶ GWS formats an html page & returns to user



## Index “shards”

- ▶ Documents randomly distributed into “index shards”
- ▶ Several replicas (index servers) for each indexshard
- ▶ Queries routed through local load balancer
- ▶ For speed & fault tolerance
- ▶ Updates are infrequent, unlike traditional DB’s
- ▶ Server can be temporally disconnected while updated

# The Google File System, 2003

- ▶ System made of cheap PC's that fail often
- ▶ Must constantly monitor itself and recover from failures transparently and routinely
- ▶ Modest number of large files (GB's and more)
- ▶ Supports small files but not optimized for it
- ▶ Mix of large streaming reads + small random reads
- ▶ Occasionally large continuous writes
- ▶ Extremely high concurrency (on same files)

S. Ghemawat, H. Gobioff, Sh.-T. Leung: "The Google File System", 2003

# The Google File System, 2003

- ▶ One GFS cluster = 1 master process + several chunkservers
- ▶ BigFile broken up in chunks
- ▶ Each chunk replicated (in different racks, for safety)
- ▶ Master knows mapping chunks → chunkservers
- ▶ Each chunk unique 64-bit identifier
- ▶ Master does not serve data: points clients to right chunkserver
- ▶ Chunkservers are stateless; master state replicated
- ▶ Heartbeat algorithm: detect & put aside failed chunkservers

# MapReduce and Hadoop

- ▶ Mapreduce: Large-scale programming model developed at Google (2004)
  - ▶ Proprietary implementation
  - ▶ Implements old ideas from functional programming, distributed systems, DB's ...
- ▶ Hadoop: Open source (Apache) implementation at Yahoo! (2006 and on)
  - ▶ HDFS: Open Source *Hadoop Distributed File System*; analog of BigFile
  - ▶ Pig: Yahoo! Script-like language for data analysis tasks on Hadoop
  - ▶ Hive: Facebook SQL-like language / datawarehouse on Hadoop
  - ▶ ...



# MapReduce and Hadoop

## Design goals:

- ▶ Scalability to large data volumes and number of machines
  - ▶ 1000's of machines, 10,000's disks
  - ▶ Abstract hardware & distribution (compare MPI: explicit flow)
  - ▶ Easy to use: good learning curve for programmers
- ▶ Cost-efficiency:
  - ▶ Commodity machines: cheap, but unreliable
  - ▶ Commodity network
  - ▶ Automatic fault-tolerance and tuning. Fewer administrators

# HDFS

- ▶ Optimized for large files, large sequential reads
- ▶ Optimized for “write once, read many”
- ▶ Large blocks (64MB). Few seeks, long transfers
- ▶ Takes care of replication & failures
- ▶ Rack aware (for locality, for fault-tolerant replication)
- ▶ Own types (`IntWritable`, `LongWritable`, `Text`, ...)
  - ▶ Serialized for network transfer and system & language interoperability

# The MapReduce Programming Model

- ▶ Data type: (key, value) records
- ▶ Three (key, value) spaces
- ▶ Map function:

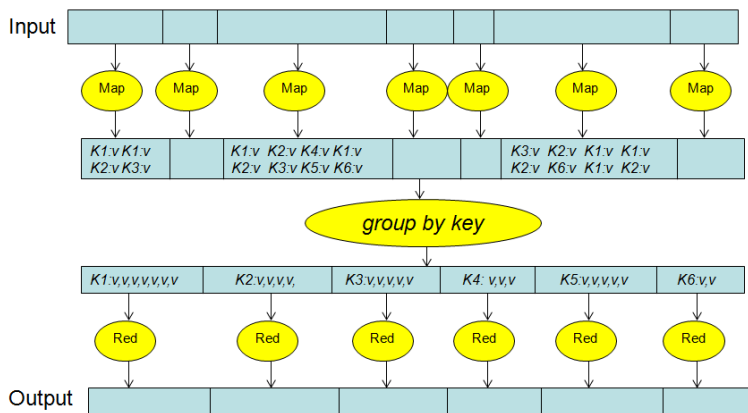
$$(K_{ini}, V_{ini}) \rightarrow \text{list}\langle (K_{inter}, V_{inter}) \rangle$$

- ▶ Reduce function:

$$(K_{inter}, \text{list}\langle V_{inter} \rangle) \rightarrow \text{list}\langle (K_{out}, V_{out}) \rangle$$

# Semantics

Key step, handled by the platform: **group by** or **shuffle** by key





## Example 1: Word Count

Input: A big file with many lines of text

Output: For each word, times that it appears in the file

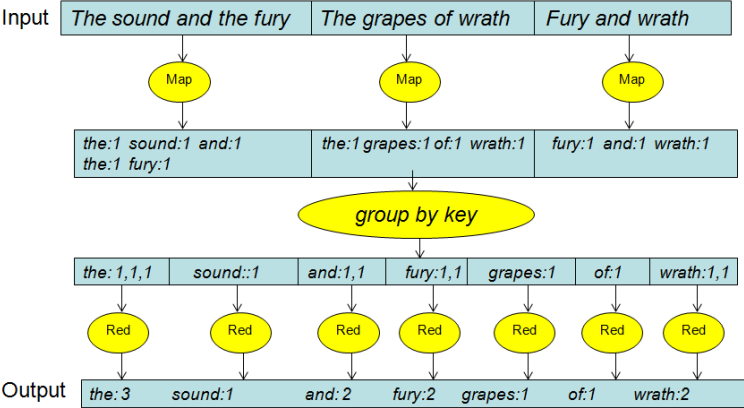
```
map(line) :
```

```
    foreach word in line.split() do  
        output (word, 1)
```

```
reduce(word, L) :
```

```
    output (word, sum(L))
```

# Example 1: Word Count



## Example 2: Temperature statistics

Input: Set of files with records (time, place, temperature)

Output: For each place, report maximum, minimum, and average temperature

```
map(file) :
```

```
    foreach record (time, place, temp) in file do  
        output (place, temp)
```

```
reduce(p, L) :
```

```
    output (p, (max(L), min(L), sum(L)/length(L)))
```

## Example 3: Numerical integration

Input: A function  $f : R \rightarrow R$ , an interval  $[a, b]$

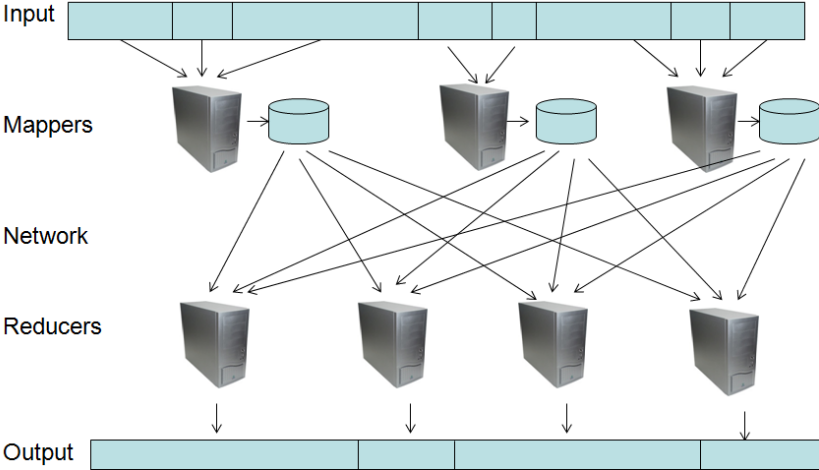
Output: An approximation of the integral of  $f$  in  $[a, b]$

```
map (start, end) :  
    sum = 0;  
    for (x = start; x < end; x += step)  
        sum += f(x)*step;  
    output (0, sum)  
  
reduce (key, L) :  
    output (0, sum(L))
```

# Implementation

- ▶ Some *mapper* machines, some *reducer* machines
- ▶ Instances of *map* distributed to mappers
- ▶ Instances of *reduce* distributed to reduce
- ▶ Platform takes care of shuffling through network
- ▶ Dynamic load balancing
- ▶ Mappers write their output to local disk (not HDFS)
- ▶ If a map or reduce instance fails, automatically reexecuted
- ▶ Incidentally, information may be sent compressed

# Implementation



## An Optimization: Combiner

- ▶ map **outputs pairs** (key, value)
- ▶ reduce **receives pair** (key, list-of-values)
- ▶ `combiner(key, list-of-values)` **is applied to mapper output, *before* shuffling**
- ▶ may help sending much less information
- ▶ must be associative and commutative

## Example 1: Word Count, revisited

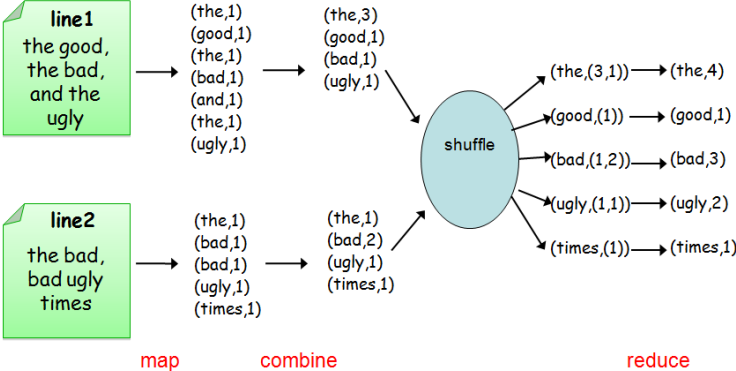
```
map(line):  
    foreach word in line.split() do  
        output (word,1)
```

```
combine(word,L):  
    output (word,sum(L))
```

```
reduce(word,L):  
    output (word,sum(L))
```



# Example 1: Word Count, revisited



## Example 4: Inverted Index

Input: A set of text files

Output: For each word, the list of files that contain it

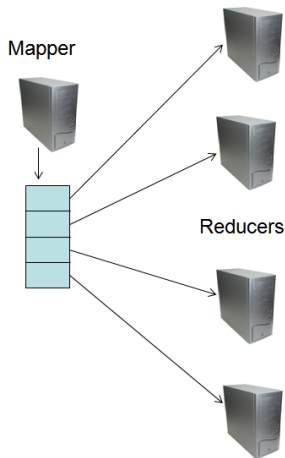
```
map(filename) :  
    foreach word in the file text do  
        output (word, filename)  
  
combine(word, L) :  
    remove duplicates in L;  
    output (word, L)  
  
reduce(word, L) :  
    //want sorted posting lists  
    output (word, sort(L))
```

This replaces all the barrel stuff we saw in the last session

Can also keep pairs (filename,frequency)

## Implementation, more

- ▶ A mapper writes to local disk
- ▶ In fact, makes as many partitions as reducers
- ▶ Keys are distributed to partitions by `Partition` function
- ▶ By default, hash
- ▶ Can be user defined too



## Example 5. Sorting

Input: A set  $S$  of elements of a type  $T$  with a  $<$  relation

Output: The set  $S$ , sorted

1. `map(x)`: output `x`
2. Partition: **any** such that  $k < k' \rightarrow \text{Partition}(k) \leq \text{Partition}(k')$
3. Now each reducer gets an interval of  $T$  according to  $<$   
(e.g., 'A'..'F', 'G'..'M', 'N'..'S', 'T'..'Z')
4. Each reducer sorts its list

Note: In fact Hadoop guarantees that the list sent to each reducer is sorted by key, so step 4 may not be needed

## Implementation, even more

- ▶ A user submits a `job` or a sequence of jobs
- ▶ User submits a class implementing `map`, `reduce`, `combiner`, `partitioner`, ...
- ▶ ... plus several configuration files (machines & roles, clusters, file system, permissions. . .)
- ▶ Input partitioned into equal size splits, one per mapper
- ▶ A running jobs consists of a *jobtracker* process and *tasktracker* processes
- ▶ Jobtracker orchestrates everything
- ▶ Tasktrackers execute either `map` or `reduce` instances
- ▶ `map` executed on each record of each split
- ▶ Number of reducers specified by users

## Implementation, even more

```
public class C {  
  
    static class CMapper  
        extends Mapper<KeyType,ValueType> {  
        ....  
        public void map(KeyType k, ValueType v, Context context)  
            .... code of map function ...  
            ... context.write(k',v');  
        }  
  
    static class CReducer  
        extends Reducer<KeyType,ValueType> {  
        ....  
        public void reduce(KeyType k, Iterable<ValueType> values,  
            Context context) {  
            .... code of reduce function ...  
            .... context.write(k',v');  
        }  
    }  
}
```

## Example 6: Entropy of a distribution

Input: A multiset  $S$

Output: The entropy of  $S$ :

$$H(S) = \sum_i -p_i \log(p_i), \text{ where } p_i = \#(S, i) / \#S$$

Job 1: For each  $i$ , compute  $p_i$ :

- ▶ `map(i): output (i, 1)`
- ▶ `combiner(i, L) = reduce(i, L):`  
`output (i, sum(L))`

Job 2: Given a vector  $p$ , compute  $H(p)$ :

- ▶ `map(p(i)): output (0, p(i))`
- ▶ `combiner(k, L) = reduce(k, L):`  
`output sum( -p(i)*log(p(i)) )`

# Mapreduce/Hadoop: Conclusion

- ▶ one of the basis for the Big Data / NoSQL revolution
- ▶ Was for 1 decade standard for open-source big data distributed processing
- ▶ Abstracts from cluster details
- ▶ Missing features can be externally added
  - ▶ Data storage and retrieval components (e.g. HDFS in Hadoop), scripting languages, workflow management, SQL-like languages. . .

## Cons:

- ▶ Complex to setup, lengthy to program
- ▶ Input and output of each job goes to disk (e.g. HDFS); slow
- ▶ No support for online, streaming processing; superseded
- ▶ Often, performance bottlenecks; not always best solution



# Big Data and NoSQL: Outline

1. Big Data
2. NoSQL: Generalities
3. NoSQL: Some Systems
4. Key-value DB's: Dynamo and Cassandra
5. A document-oriented DB: MongoDB
6. The Apache ecosystem for Big Data

# Big Data

- ▶ 5 billion cellphones
- ▶ Internet of things, sensor networks
- ▶ Open Data initiatives (science, government)
- ▶ The Web
- ▶ Planet-scale applications do exist today
- ▶ ...

# Big Data

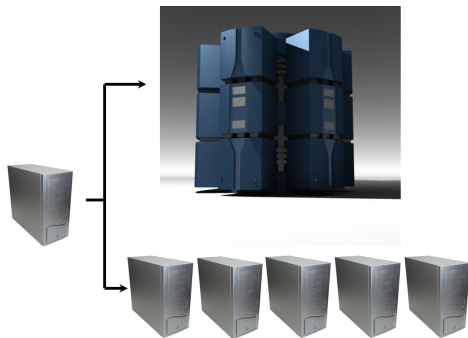
- ▶ Sets of data whose size surpasses what data storage tools can typically handle
- ▶ The 3 V's: Volume, Velocity, Variety, etc.
- ▶ Figure that grows concurrently with technology
- ▶ The problem has always existed
- ▶ In fact, it has always driven innovation

# Big Data

- ▶ Technological problem: how to store, use & analyze?
- ▶ Or business problem?
  - ▶ what to look for in the data?
  - ▶ what questions to ask?
  - ▶ how to model the data?
  - ▶ where to start?

# The problem with Relational DBs

- ▶ The relational DB has ruled for 2-3 decades
- ▶ Superb capabilities, superb implementations
- ▶ One of the ingredients of the web revolution
  - ▶ LAMP = Linux + Apache HTTP server + MySQL + PHP
- ▶ Main problem: scalability



## Scaling UP

- ▶ Price superlinear in performance & power
- ▶ Performance ceiling

## Scaling OUT

- ▶ No performance ceiling, but
- ▶ More complex management
- ▶ More complex programming
- ▶ Problems keeping ACID properties

# The problem with Relational DBs

- ▶ RDBMS scale *up* well (single node). Don't scale *out* well
- ▶ Vertical partitioning: Different tables in different servers
- ▶ Horizontal partitioning: Rows of same table in different servers

Apparent solution: Replication and caches

- ▶ Good for fault-tolerance, for sure
- ▶ OK for many concurrent reads
- ▶ Not much help with writes, if we want to keep ACID

# There's a reason: The CAP theorem

Three desirable properties:

- ▶ **Consistency**: After an update to the object, every access to the object will return the updated value
- ▶ **Availability**: At all times, all DB clients are able to access *some* version of the data. Equivalently, every request receives an answer
- ▶ **Partition tolerance**: The DB is split over multiple servers communicating over a network. Messages among nodes may be lost arbitrarily

The CAP theorem [Brewer 00, Gilbert-Lynch 02] says:

**No distributed system can have these three properties**

In other words: In a system made up of nonreliable nodes and network, it is impossible to implement atomic reads & writes and ensure that every request has an answer.



## CAP theorem: Proof

- ▶ Two nodes, A, B
- ▶ A gets request “read(x)”
- ▶ To be consistent, A must check whether some “write(x,value)” performed on B
- ▶ ... so sends a message to B
- ▶ If A doesn't hear from B, either A answers (inconsistently)
- ▶ or else A does not answer (not available)

# The problem with RDBMS

- ▶ A truly distributed, truly relational DBMS should have Consistency, Availability, and Partition Tolerance
- ▶ ... which is impossible
- ▶ Relational is full C+A, at the cost of P
- ▶ NoSQL obtains scalability by going for A+P or for C+P
- ▶ ... and as much of the third one as possible

# NoSQL: Generalities

Properties of most NoSQL DB's:

1. BASE instead of ACID
2. Simple queries. No joins
3. No schema
4. Decentralized, partitioned (even multi data center)
5. Linearly scalable using commodity hardware
6. Fault tolerance
7. Not for online (complex) transaction processing
8. Not for datawarehousing

## BASE, eventual consistency

- ▶ Basically Available, Soft state, Eventual consistency
- ▶ Eventual consistency: If no new updates are made to an object, eventually all accesses will return the last updated value.
- ▶ ACID is pessimistic. BASE is optimistic. Accepts that DB consistency will be in a state of flux
- ▶ Surprisingly, OK with many applications
- ▶ And allows *far* more scalability than ACID

## Some names, by Data Model

**Table:** BigTable, Hbase, Hypertable

**Key-Value:** Dynamo, Riak, Voldemort, Cassandra, CouchBase, Redis

**Column-Oriented:** Cassandra, Hbase

**Document:** MongoDB, CouchDB, CouchBase

**Graph Oriented:** Neo4j, Sparksee (formerly DEX), Pregel, FlockDB

## Some names, by CAP properties

- ▶ Consistency + Partitioning

BigTable, Hypertable, Hbase, Redis

- ▶ Availability + Partitioning

Dynamo, Voldemort, Cassandra, Riak, MongoDB, CouchDB

## Some names, by data size

**RAM-based:** CouchBase, Qlikview

**Big Data:** MongoDB, Neo4j, Hypergraph, Redis, CouchDB

**BIG DATA:** BigTable, Hbase, Riak, Voldemort, Cassandra, Hypertable

# Dynamo

- ▶ Amazon's proprietary system
- ▶ Very influential: Riak, Cassandra, Voldemort
- ▶ Goal: system where ALL customers have a good experience, not just the majority
- ▶ I.e., very high availability



# Dynamo

- ▶ Queries: simple objects reads and writes
- ▶ Objects: unique key + binary object (blob)
- ▶ Key implementation idea: Distributed Hash Tables (DHT)
- ▶ Client tunable tradeoff latency vs. consistency vs. durability

# Dynamo

Interesting feature:

- ▶ In most rdbms, conflicts resolved at write time, so read remains simple.
- ▶ That's why lock before write. “Syntactic” resolution
- ▶ In Dynamo, conflict resolution at reads – “semantic” – solved by client with business logic

Example:

- ▶ Client gets several versions of end-user's shopping cart
- ▶ Knowing their business, decides to merge; no item ever added to cart is lost, but deleted items may reappear
- ▶ Final purchase we want to do in full consistency

# Cassandra

- ▶ Key-value pairs, like Dynamo, Riak, Voldemort
- ▶ But also richer data model: Columns and Supercolumns
- ▶ Write-optimized
  - Choice if you write more than you read, such as logging



# A document-oriented DB: MongoDB

- ▶ Richer data model than most NoSQL DB's
- ▶ More flexible queries than most NoSQL DB's
- ▶ No schemas, allowing for dynamically changing data
- ▶ Indexing
- ▶ MapReduce & other aggregations
- ▶ Stored JavaScript functions on server side
- ▶ Automatic sharding and load balancing
- ▶ Javascript shell



# MongoDB Data model

- ▶ **Document:** Set of key-value pairs and embedded documents
- ▶ **Collection:** Group of documents
- ▶ **Database:** A set of collections + permissions + . . .

Relational analogy:

Collection = table; Document = row

## Example Document

```
{
  "name" : "Anna Rose",
  "profession" : "lawyer",
  "address" : {
    "street" : "Champs Elisees 652",
    "city" : "Paris",
    "country" : "France"
  }
}
```

Always an extra field `_id` with unique value

## Managing documents: Examples

```
> anna = db.people.findOne({ "name" : "Anna Rose" });
> anna.age = 25
> anna.address = { "Corrientes 348", "city" :
                  "Buenos Aires", "country" : "Argentina" }
>
> db.people.insert({ "name" : "Gilles Oiseau", "age" : 30 })
> ...
> db.people.update({ "name" : "Gilles Oiseau"},
                  $set : { "age" : 31 })
>
> db.people.update({ "name" : "Gabor Kun" },
                  $set : { "age" : 18 }, true)
```

Last parameter `true` indicates *upsert*:  
update if it already exists, insert if it doesn't

## find

- ▶ `db.find(condition)` returns a collection
- ▶ `condition` may contain boolean combinations of key-value pairs,
- ▶ also `=`, `<`, `>`, `$where`, `$group`, `$sort`, ...

Common queries can be sped-up by creating indices  
Geospatial indices built-in



# Consistency

- ▶ By default, all operations are “fire-and-forget”: client does not wait until finished
- ▶ Allows for very fast reads and writes
- ▶ Price: possible inconsistencies
  
- ▶ Operations can be made *safe*: wait until completed
- ▶ Price: client slowdown

# Sharding

- ▶ With a shard key, a user tells how to split DB into shards
- ▶ E.g. "name" as a shard key may split `db.people` into 3 shards A-G, H-R, S-Z, sent to 3 machines
- ▶ Random shard keys good idea
  
- ▶ Shards themselves may vary over time to balance load
- ▶ E.g., if many A's arrive the above may turn into A-D, E-P, Q-Z

# Beyond Hadoop: Online, real-time

samza

Streaming, distributed processing

Kafka: Massive scale message distributing systems

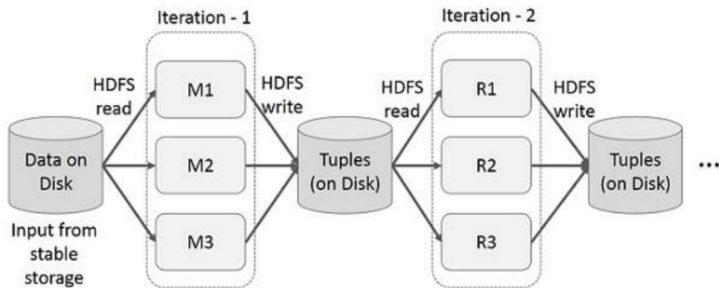
Storm: Distributed stream processing computation framework



Spark: In-memory, interactive, real-time

# Hadoop vs. Spark. Disk vs. Memory

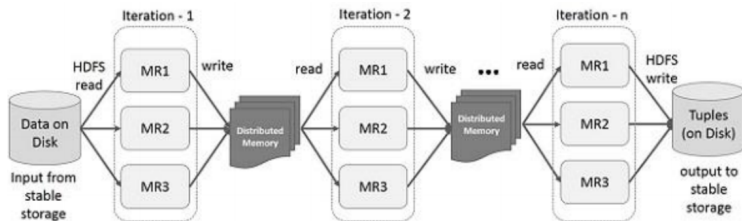
[source: [https://www.tutorialspoint.com/apache\\_spark/apache\\_spark\\_pdf\\_version.htm](https://www.tutorialspoint.com/apache_spark/apache_spark_pdf_version.htm)]



**Figure:** Iterative operations on MapReduce

# Hadoop vs. Spark. Disk vs. Memory

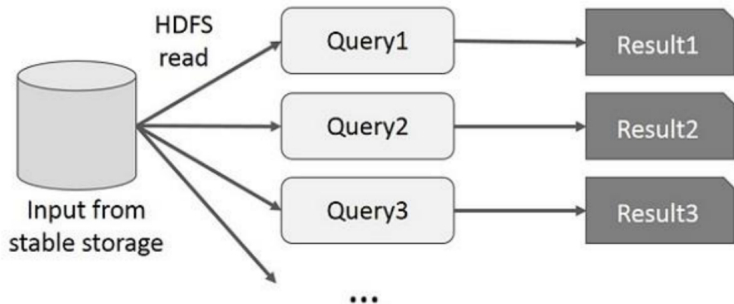
[source: [https://www.tutorialspoint.com/apache\\_spark/apache\\_spark\\_pdf\\_version.htm](https://www.tutorialspoint.com/apache_spark/apache_spark_pdf_version.htm)]



**Figure:** Iterative operations on Spark RDD

# Hadoop vs. Spark. Disk vs. Memory

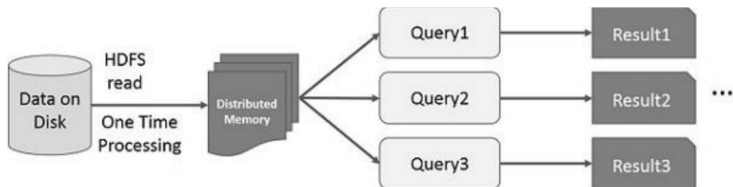
[source: [https://www.tutorialspoint.com/apache\\_spark/apache\\_spark\\_pdf\\_version.htm](https://www.tutorialspoint.com/apache_spark/apache_spark_pdf_version.htm)]



**Figure:** Interactive operations on MapReduce

# Hadoop vs. Spark. Disk vs. Memory

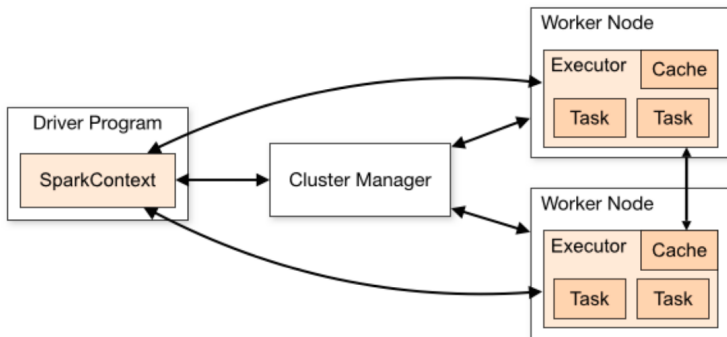
[source: [https://www.tutorialspoint.com/apache\\_spark/apache\\_spark\\_pdf\\_version.htm](https://www.tutorialspoint.com/apache_spark/apache_spark_pdf_version.htm)]



**Figure:** Interactive operations on Spark RDD

# Hadoop vs. Spark. Disk vs. Memory

[source: <https://spark.apache.org/docs/latest/cluster-overview.html>]





# Two Key Concepts in Spark

- ▶ Resilient Distributed Datasets (RDD)
  - ▶ Dataset partitioned among worker nodes
  - ▶ Can be created from HDFS files
  
- ▶ Directed Acyclic Graph (DAG)
  - ▶ Specifies data transformations
  - ▶ Data moves from one state to another
  
- ▶ Avoid one of Hadoop's bottlenecks: disk writes
- ▶ Allow for efficient stream processing